

Document L
Friendly



The ideal way to create attractive open fires

The Schiedel Isokern Firechest Range
(incorporating the Manor Range)

- Available in a range of fire widths from 500mm to 1250mm.
- Supplied as flat packs.
- Quick & easily constructed to provide a neat preformed fire opening ready for finishing.
- Damper available on most options.
- Suitable for all fuels.

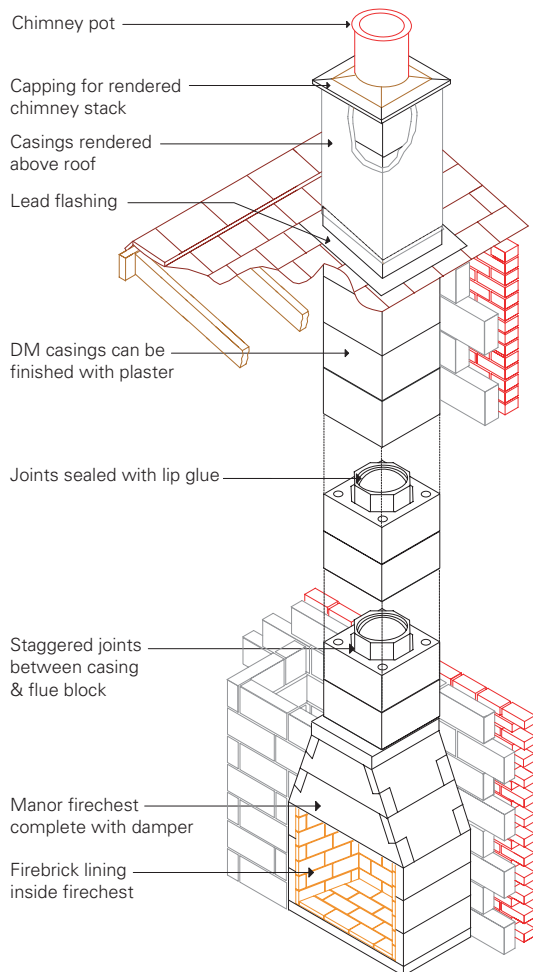


Firechests

The ideal solution for creating open fires. The finished appearance is down to individual taste using one of the many fireplace surrounds on the market.

The Schiedel Isokern firechest complements the Isokern chimney systems which are designed to create a complete system, avoiding many of the variable factors that lead to draught problems and smoky fireplaces.

The Schiedel Isokern firechest range is cast using lightweight, highly insulating pumice. The components interlock like pieces of a three dimensional jigsaw to form a sturdy, robust fireplace recess and gather. The joints are sealed using lip glue jointing compound. Starting from a suitable foundation and constructional hearth, assembly of the complete firechest and gather could take less than one hour.



FACT: A Manor Firechest set up to burn wood only with a damper will emit significantly less carbon than the default electric fire. Helping you meet your energy saving target and help the environment.

Illustration of the larger fire openings 950 - 1250mm





The Firechest Range

The range includes firechests with fire openings from 500 to 1250mm. Each firechest is packed on a pallet with detailed assembly instructions. The firechest is load bearing and will carry up to 2600kg of chimney above, although you may exceed this weight with the use of additional lintels.

Damper

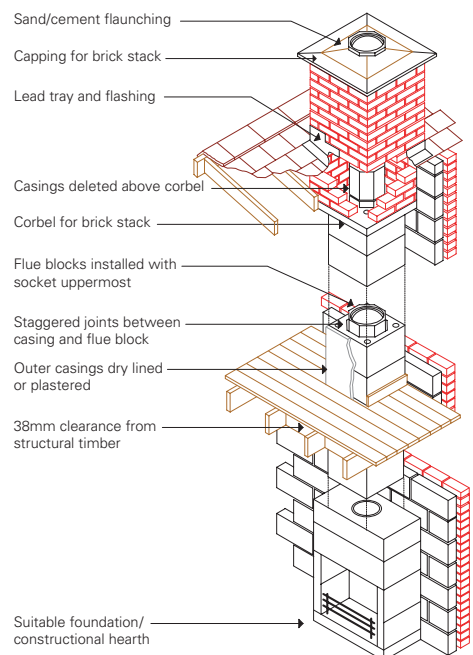
A flue damper is available for the Delta 500 and the larger firechests from the 950 upwards. In multi-fuel and wood burning installations the flue damper can be used to control the draft in the flue and avoid excessive heat loss when the fireplace is not being used. This is reflected in the SAP calculation for Document L. The inclusion of the damper will half the chimney ventilation rate in the SAP calculation. It must not be installed with gas fires.

Complementing Isokern firechests are the Schiedel Isokern Pumice chimney systems which provide a lightweight, easily installed and versatile chimney which can be used internally or externally. The systems are suitable for use with gas, oil, solid fuel and wood burning appliances in new and refurbished projects.



The Delta Firechest

The compact Delta firechest includes the buff firebricks and log retainer ready to burn wood. It is also available as a corner unit.



The Schiedel Isokern firechests are available in the following sizes:

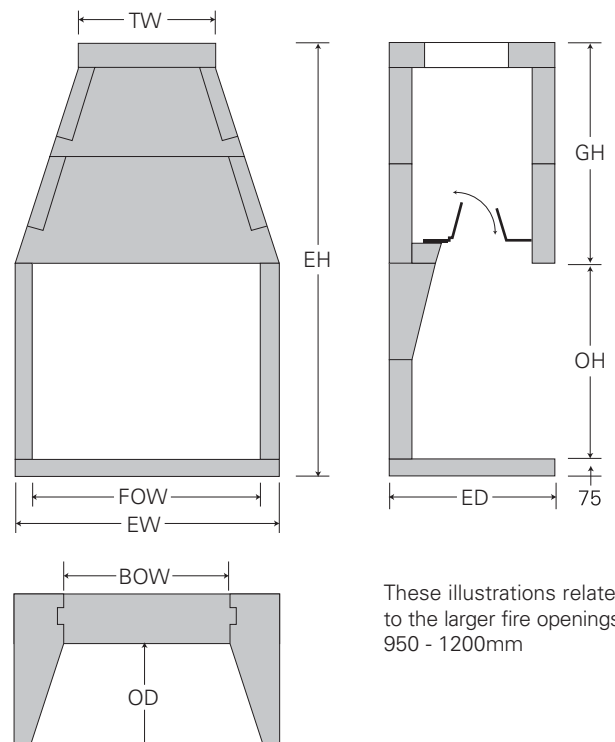
Model Number	Delta 500	Standard 700	Manor 950	Manor 1100	Manor 1200	Manor 1250
Front opening width (FOW)	510	690	940	1080	1200	1246
Back opening width (BOW)	510	690	690	830	950	746
Opening height (OH)	540	660	810	810	810	960
Opening depth (OD)	295	350	515	515	515	585
External width (EW)	685	850	1090	1230	1350	1346
External height (EH)	1525	1260	1795	1995	1795	1760
External depth (ED)	440	450	640	640	640	710
Gather height (GH)	640	600	910	1110	910	726
Top width (TW)	685	850	570	570	850	1090
Dry weight	330	200	550	640	670	830
Flue diameter	225	225	300	350	350	350

Flue Sizing

Each firechest has been tested to establish the optimum flue size required to give best possible performance. The recommended flue sizes are shown in the range table. The minimum flue height required is 4.5m above the fireplace opening.

Regulations and Requirements

Current building regulations require 100mm of solid non-combustible masonry to be built around the sides and back of the firechest. An adequate combustion air supply must be provided in accordance with our instructions or document J of the building regulations. The inside of the firechest should be lined with firebrick slips. Schiedel Isokern supply buff coloured firebricks. The finished fireplace opening size will be reduced when the bricks are installed.



These illustrations relate to the larger fire openings 950 - 1200mm

14 Haviland Road
Ferndown Industrial Estate
Wimborne, Dorset BH21 7RF
Tel. 01202 861650
Fax. 01202 861632
sales@isokern.co.uk
www.isokern.co.uk